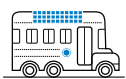



## Overview

LS-EPD series adopts a digital tube menu control design. The waterproof design is mainly considered to be used in harsh environments. It is widely applied to folding panels, outdoor camping, field automatic detection equipment, traffic lights, solar street lights, courtyard light systems, etc.

## Features

- Series PWM charging mode
- Multiple load control modes
- Extensive electronic protection
- Battery type: sealed battery
- LED indicators for situation indication and programming
- Fully encapsulated PCB, IP67 protection
- Adopt high-quality international brand components



Solar Car



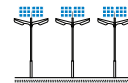
Solar Home



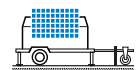
Solar Backpack



Solar Boat



Solar Street Light



Solar Power Generator

# Technical Specifications

Model	LS1024EPD	LS2024EPD
Nominal system voltage	12/24VDC Auto	
Battery type	Sealed battery	
Battery input voltage range	8~32V	
Rated charge current	10A	20A
Rated discharge current	10A	20A
Max. PV open circuit voltage	50V	
Equalization voltage	14.8V(12V);29.6V(24V)	
Boost voltage	14.4V(12V);28.8V(24V)	
Float voltage	13.7V(12V);27.4V(24V)	
Low voltage reconnect voltage	12.6V(12V);25.2V(24V)	
Low voltage disconnect voltage	11.2V(12V);22.4V(24V)	
Self-consumption	12V:≤4.58mA; 24V:≤6.01mA	
Temperature compensation	-5mA/°C/2V(25°C)	
Enclosure	IP67	
Grounding	Common Positive	
Operating temperature range	-35°C ~ +50°C	
Dimensions(LxWxH)(mm)	108.5×75×25.6	
Net Weight	410g	435g